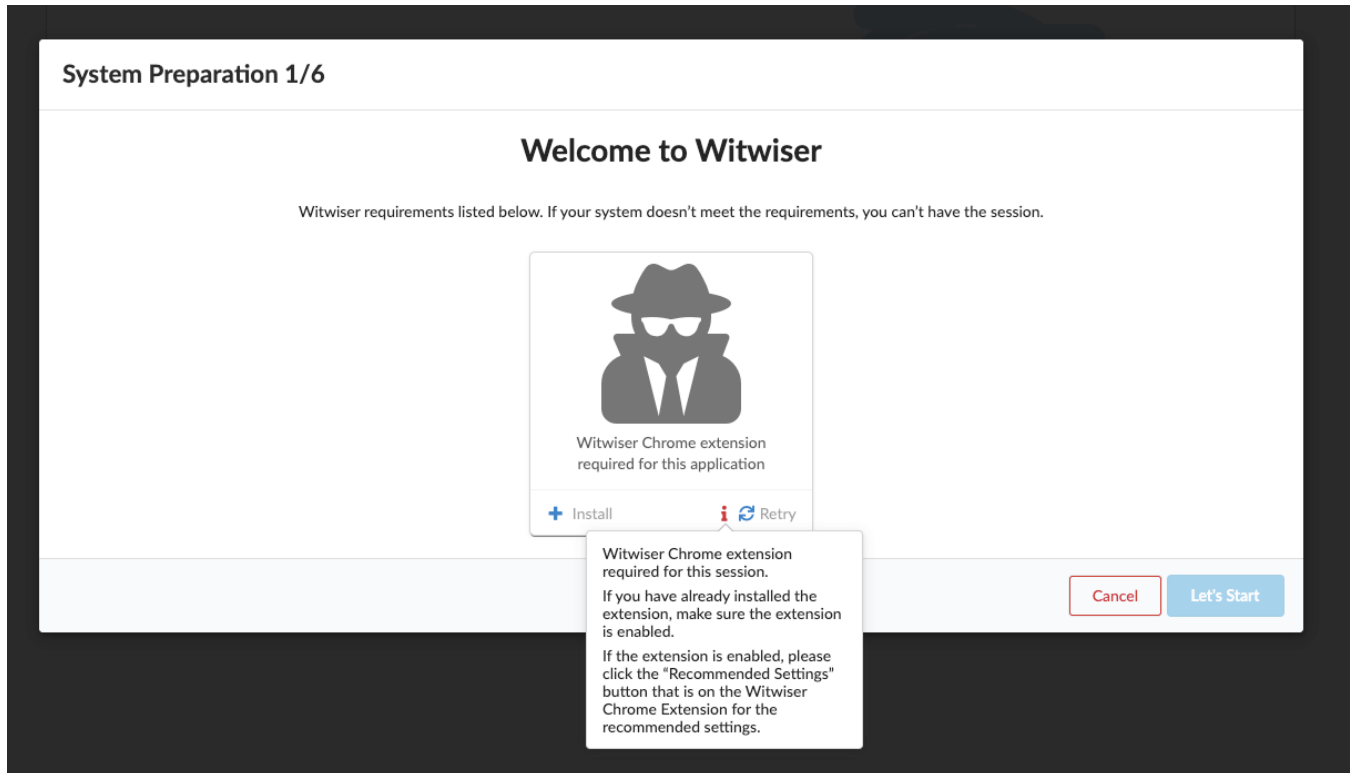


# How can I set the recommended settings of the Witwiser Chrome plugin?


## Problem

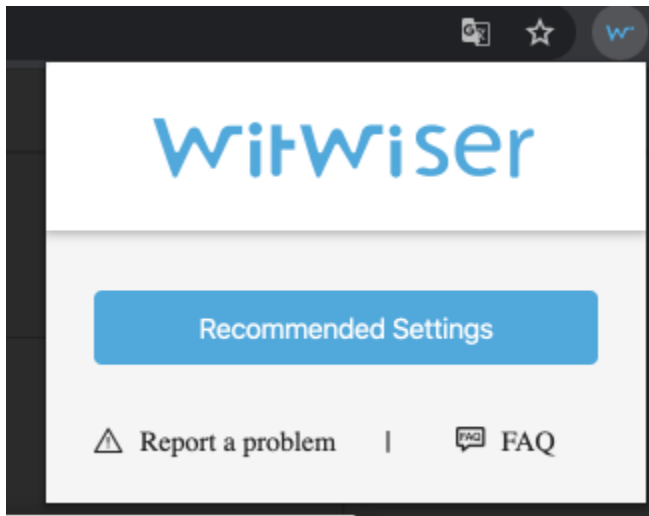
Although the Witwiser Chrome plug-in is installed, I get the following error when starting the exam.



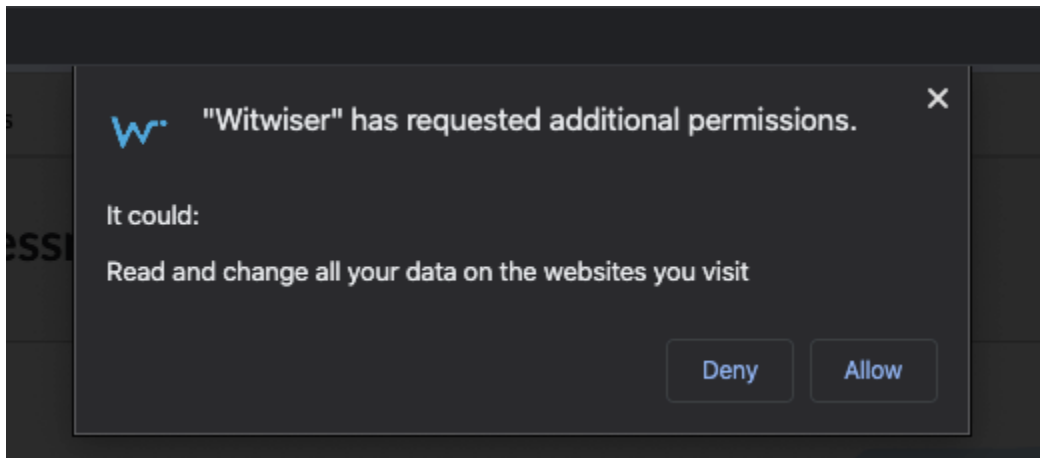
## Solution

There can be different causes for this situation. You may have changed the expected settings for the plugin to work properly.

- Click the  witwiser logo which is next to the Chrome address bar
- Click the Recommended Settings button in the window that opens.



- When clicking "Allow" / "İzin Ver" button in the window that opens, the problem will be solved.



## Is your problem still unresolved?

We recommend that you examine the title of [Witwiser Chrome plugin installed](#), but I can not start the exam.

## Related articles

- [How do I create a support request?](#)
- [Witwiser](#)
- [How can I create a new profile for Chrome?](#)
- [Frequently Asked Questions](#)
- [Webcam / Audio Problems](#)
- [Microphone Problems](#)
- [How to install Witwiser Chrome?](#)

- [Screen Sharing Problem / Mac OS](#)
- [Screen Sharing Problems](#)
- [System Requirements](#)
- [Virtual Machine Problems](#)
- [Witwiser Chrome plugin installed, but I can not start the exam](#)
- [How can I set the recommended settings of the Witwiser Chrome plugin?](#)